







Kelvin Probe Lead Connection

for Micro-Ohmmeters Models 6240, 6250 and 6255



MICRO-OHMMETERS

6240 & 6255 Micro-Ohmmeter Probe Sets

Probe #1 Colors	Probe #2 Colors	Probe Handle Colors	Catalog #	Image
Red/Red	Blk/Blk	Red/Red and Blk/Blk	1017.84* (10 ft) 2118.70* (20 ft)	
Red/Red	Blk/Blk	Red/Red and Blk/Blk	2118.82* (10 ft)	
Red/Blk	Red/Blk	Blk w/ Red Dot = Red Lead	2118.73** (10 ft) 2118.74** (20 ft)	
Red/Blk	Red/Blk	Red/Blk and Red/Blk	2118.79** (10 ft) 2118.80** (20 ft)	
Red/Blk	Red/Blk	Blk w/ Red Dot = Red Lead	2118.77** (10 ft) 2118.78** (20 ft)	
Red/Blk	Red/Blk	Blk w/ Red Dot = Red Lead	2118.84** (10 ft) 2118.85** (20 ft)	

* For use with any micro-ohmmeter that accepts fork terminal termination

** For use with any micro-ohmmeter that accepts 4 mm banana plugs or fork terminal termination

Lead Connections for Current Models of the 6240 & 6255*

The two leads of each Kelvin probe will connect to the C1, P1 and C2, P2 on current Models 6240 & 6255

For the probes with **Red/Red** and **Blk/Blk** leads: Connect them as shown here



For the probes with **Red/Blk** and **Red/Blk** leads: Connect them as shown here.



For the probes with **Red/Blk** and **Red DOT** located on the probe tip: Connect them as shown here.



**For Models 6240 and 6255 instruments with serial numbers lower than 1166339SEVD, terminals C1 and P1 are red, and C2 and P2 are black. In this case, connect probes as shown in the table on the following page.*

6240, 6250 & 6255 Lead Connection Examples

The two leads of each Kelvin probe will connect to the C1, P1 and C2, P2 on the Models 6240, 6250 & 6255


For the probes with **Red/Red** and **Blk/Blk** leads: Connect them as shown here.



For the probes with **Red/Blk** and **Red/Blk** leads: Connect them as shown here.



For the probes with **Red/Blk** and **Red/Blk** leads and **Red DOT** located on the probe tip: Connect them as shown here.



Visit our YouTube™ Channel for an instructional video on this method and many other informational videos: www.youtube.com/user/AEMCinstruments



AEMC® Instruments

15 Faraday Drive • Dover, NH 03820 USA

Phone: +1 (603) 749-6434 • +1 (800) 343-1391

www.aemc.com

06/25 99-MAN 100414 v10

© 2015 Chauvin Arnoux®, Inc. d.b.a. AEMC® Instruments. All Rights Reserved.